

QC

Certificate of Analysis

REQUESTED BY: IVF Prime, inc (Çamlica Mah. Anadolu Bulvari No: 20 - Timko Sokak AA Blok, Ankara 06200 Yenimahalle Turkey)

ASSAY REQUESTED BY CUSTOMER: MEA - Standard Mouse embryo assay

OPERATION PROCEDURE: SOP-MEA-00/WI-MEA-05

TYPE OF ASSAY: Indirect

INTERNAL NUMBER: MEA.018.1081.2022

DATE: 09/06/2022 - 13/06/2022

Product information provided by the customer (Embryotools cannot be held responsible for the veracity of this information)

DESCRIPTION OF TEST PRODUCT: EmbryoSafe Hand Disinfectant

REF: ESHD001 - ESHD002

LOT NUMBER: 2022/06ESHD

EXP. DATE: 06/2024

PROTOCOL:

Culture dishes were prepared with previously tested medium in triplicate and equilibrated overnight prior to use. Fresh 1-cell stage mouse embryos were collected from F1 hybrid females (B6/CBA) crossed with males from the same genetic background, washed thoroughly and cultured up to Day 5. A separate dish filled with test product was placed inside the same incubator chamber for the whole duration of the assay. Control group was prepared following the same set-up and conditions, and embryos cultured in parallel in a separated incubator, without presence of the sample. Embryo development of test and control group was followed every 24 h and photos were taken and included in this report (annex I).

CONTROL AND TEST ASSAY RESULTS:

Embryo developmental rates of control and tested group.

	Embryo development rates				Result
	n	Day 2 Two-cell stage n (%)	Day 5 Expanded blastocyst stage n (%)	Good Quality (morphology) Blastocysts n (%)	
Control	15	15 (100)	14 (93.33)	13 (92.86)	Passed*
EmbryoSafe Hand Disinfectant (Lot:2022/06ESHD)	21	21 (100)	21 (100)	18 (85.71)	Passed*

SUMMARY OF OBSERVATIONS: All test and control embryos were selected randomly from a common pool and cultured at 37.3°C with a tri-gas atmosphere with optimal %CO₂ and %O₂. Embryotools acceptance criteria for this standard test is that more than 80% of mouse embryos develop to the expanded blastocyst stage and pass a visual morphological examination of the inner cell mass (ICM) and trophectoderm (TE) cells. The results of this assay refer to the items tested.

* More than 80% of the test group embryos developed to the expanded blastocyst stage within 5 days, fulfilling acceptance criteria for this test.

These results are representative of the test samples submitted by the customer.

Nuno Costa-Borges, PhD



Scientific Director

Gloria Calderón, PhD



Quality Assurance

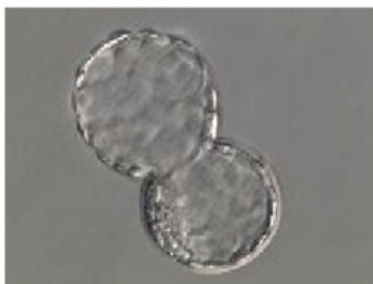


Annex I
Control

#1, 13/06/2022 8:58:02



#2, 13/06/2022 8:58:05



#3, 13/06/2022 8:58:08



#4, 13/06/2022 8:58:26



#5, 13/06/2022 8:58:33



#6, 13/06/2022 8:58:54



#7, 13/06/2022 8:58:59



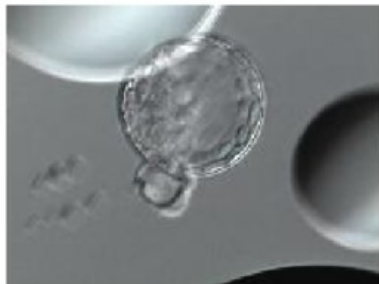
#8, 13/06/2022 8:59:29



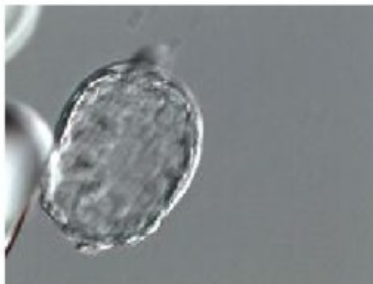
#9, 13/06/2022 8:59:32




#10, 13/06/2022 8:59:46



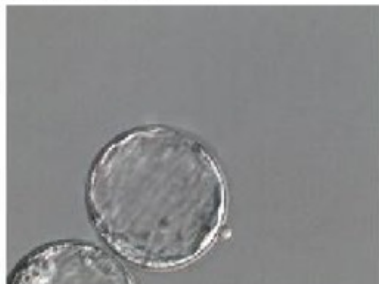
#11, 13/06/2022 8:59:52



#12, 13/06/2022 9:00:07



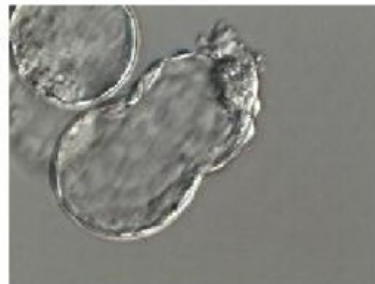
#13, 13/06/2022 9:00:09



#14, 13/06/2022 9:00:29



#15, 13/06/2022 9:00:31





EmbryoSafe Hand Disinfectant
(REF: ESHD001 - ESHD002 ; Lot: 2022/06ESHD)

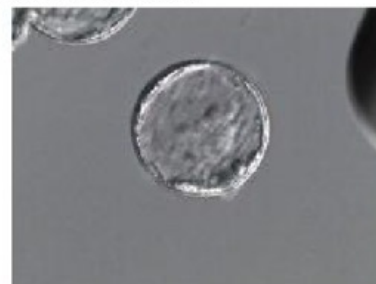
#1, 13/06/2022 9:10:06



#2, 13/06/2022 9:10:09



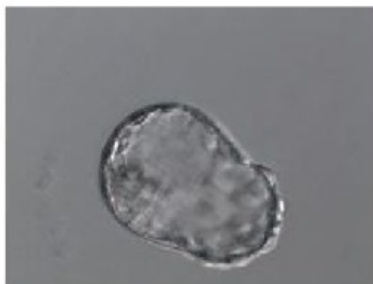
#3, 13/06/2022 9:10:11



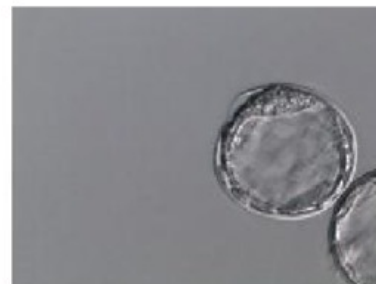
#4, 13/06/2022 9:10:37



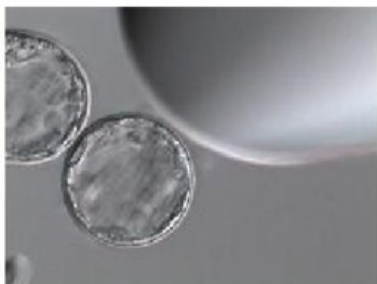
#5, 13/06/2022 9:10:40



#6, 13/06/2022 9:10:57



#7, 13/06/2022 9:11:02



#8, 13/06/2022 9:11:21



#9, 13/06/2022 9:11:28



#10, 13/06/2022 9:11:46



#11, 13/06/2022 9:11:48



#12, 13/06/2022 9:12:10





EmbryoSafe Hand Disinfectant
(REF: ESHD001 - ESHD002 ; Lot: 2022/06ESHD)

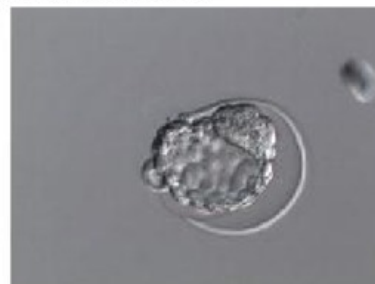
#13, 13/06/2022 9:12:17



#14, 13/06/2022 9:12:30



#15, 13/06/2022 9:12:34



#16, 13/06/2022 9:12:56



#17, 13/06/2022 9:12:58



#18, 13/06/2022 9:13:14



#19, 13/06/2022 9:13:22



#20, 13/06/2022 9:13:52



#21, 13/06/2022 9:13:54

